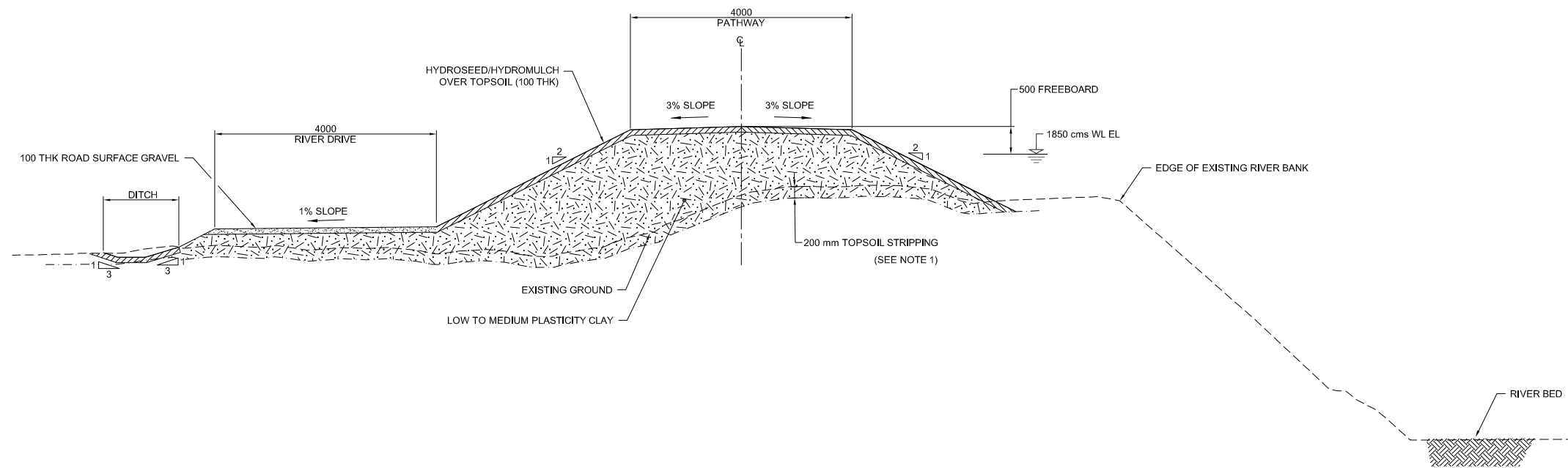


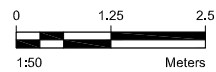
TYPICAL BERM CROSS SECTION

Scale 1:50



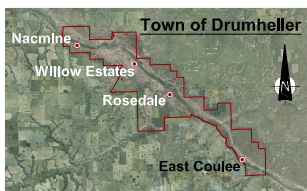
TYPICAL BERM WITH ROAD CROSS SECTION

Scale 1:50



NOTES:

1. ADDITIONAL EXCAVATION OR KEY TRENCH MAY BE REQUIRED BASED ON SITE-SPECIFIC FACTORS AS DIRECTED BY ENGINEER.



Project Number:
CW238404

Date:
OCTOBER, 2022



DRUMHELLER RESILIENCY AND FLOOD MITIGATION PROGRAM
CONCEPTUAL DESIGN AND FEASIBILITY STUDY