

Drumheller Flood Office


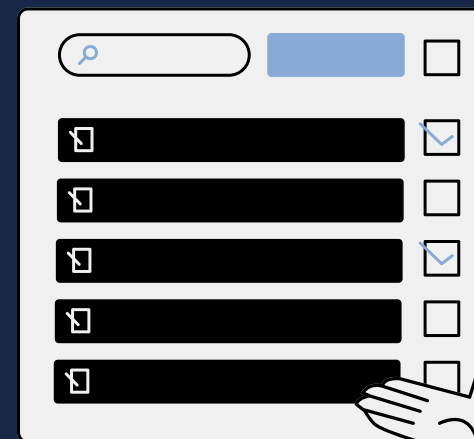
Disaster & Emergency Preparedness



floodreadiness.drumheller.ca



Getting Prepared for a Flood



PREPARING YOUR HOUSEHOLD

- Plan and practice your emergency preparedness plan
- Prepare a 'go bag' with emergency supplies for 72 hours



PREPARING KIDS AND YOUTH

- Get kids to pack their own 72 hour emergency 'go bag'
- Pack a few games, favourite stuffed animals in their 72 hour bag



PREPARING YOUR HOME, CONDO OR APPRATMENT

- Assign floor wardens at your facility if you live in a condo or apartment
- Have a list of residents and know your muster point in the event the entire facility is evacuated
- Know who to call if utilities need to be shut off



PREPARING YOUR PETS

- Emergency kits should include pet photos, food, leash, collar and carrier
- Have a care plan and temporary residence in place for your pet's safekeeping



PREPARING FARM ANIMALS

- Have an emergency plan in place to evacuate your animals and an emergency kit ready to go
- Read the Alberta Emergency Preparedness for Farm Animals guide at www.aema.alberta.ca



PREPARING YOUR BUSINESS

- Create an emergency preparedness and business continuity plan and practice it with employees
- Think about how to protect critical assets and documents during a disaster



PREPARING YOUR NEIGHBOURHOOD

- Discuss a plan with neighbours to check everyone's safety during a flood
- Don't forget to talk to elderly neighbours, people living alone or with a disability about their plans and offer to assist




PREPARING SENIORS

- Have a trusted support network of 2-3 people to check in and assist in an emergency
- Emergency kits for seniors should have extra medication, medical and mobility devices



PREPARING PEOPLE WITH DISABILITIES

- Have a trusted support network of 2-3 people to check in and assist in an emergency
- Emergency kits should include all special needs items and those needs should be clearly outlined (difficulty hearing, dietary restrictions etc.)



PREPARING YOUR HOME 72 HOUR KIT INFO

See next page for your printable 72 Hour Emergency Checklist

72-HOUR Emergency Checklist



BASIC SUPPLIES

- First aid kit
- Water (12 L per person)
- Non-perishable food items
- Can Opener
- Multi-purpose tool
- Lighter
- Flashlights
- Extra batteries
- Essential electronics (phone & charger)
- Hand-crank radio
- Whistle
- Garbage bags
- Moist towelettes

CRITICAL INFORMATION

- Passports
- Birth & marriage certificates
- Insurance policies
- Diplomas & educational records
- Household inventory list
- Will & power of attorney
- Emergency contact information
- Social Insurance number
- Driver's license & medical card
- Immunization & medical records
- Financial information (income tax returns)
- Bank account/credit lines/credit card numbers & contacts

PERSONAL ITEMS

- Personal medication
- Medical equipment and devices
- Eyeglasses & hearing aids
- Vitamins
- Cash
- Blankets & sleeping bags
- Warm clothing and change of clothes (more socks & undergarments)
- Footwear
- Essential hygiene items
- Infant formula, diapers, etc.
- Pet registration, info & photos
- Pet food, spare leash, collar & carrier

